

# BELT MINI CONVEYOR

For Flexible & Multi-purpose Conveyance

**D.I.Y. Type**

**Fastest Delivery**

**24-hours continuous operating capability**

**Low-noise, long-life**

**D.I.Y concept**

**Components available off-the-shelf**



## Specifications

Unit:mm

Belt width BW	100, 150, 200, 250, 300, 400, 500, 600
Frame width FW	Belt width BW + 35
Length L	1,000 ~ 12,000
Height H	150 ( Drive Unit )
Frame	Aluminium construction ( Frame height : 34mm )
Slide Bed	Guanised Steel
Speed 50Hz	0.9~2.7, 1.5~4.5, 2.5~7.5, 5.0~15.0
60Hz	1.1~3.3, 1.8~5.5, 3.0~9.0, 6.0~18.0
Belt	PU Belt (1-ply) / PVC Belt (2 Ply)
Motor	25W, 40W, 60W, 90W
Power	AC 220 / 230V ( Single Phase )

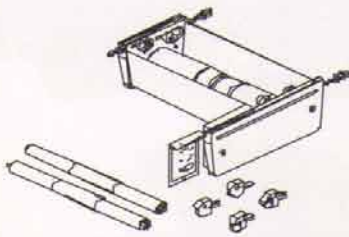
\*Actual belt width dimension are 3mm narrower than the above nominal belt width, and for frame lengths of 4,100mm or more, the dimensions are 20mm narrower.



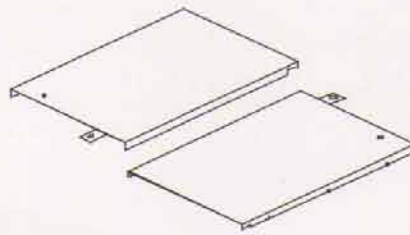
BELT MINI CONVEYOR  
MINI CONVEYOR

# LIST OF COMPONENTS

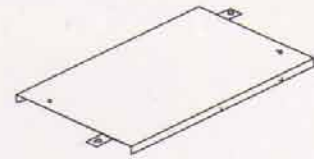
**BELT MINI CONVEYOR / D.I.Y. Type**




**DRIVE UNIT COMPLETE**  
\*Exclude Motor & Gearhead



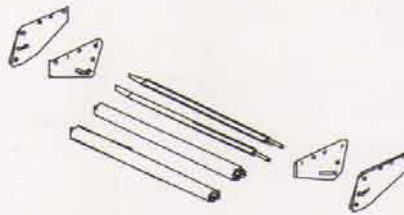
**FRONT-END BED**  
Length : 468.5 mm x 2



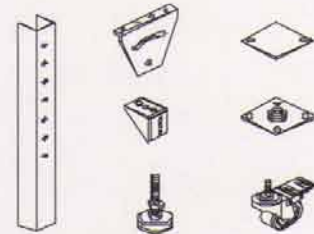
**INTERMEDIATE BED**  
Length : 500mm



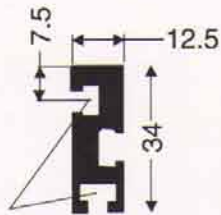
**RETURNS ROLLER - FLAT FACE**  
Diameter : 27.5mm



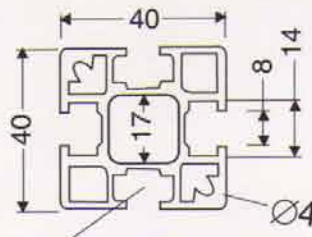
**INCLINE BRACKET**  
\*Adjustable Angle up to 30 degree



**SUPPORT LEG ACCESSORIES**  
Extension Frame - For Adjustable +/- 200mm  
Leg Holder - Grey  
End Cap - 40 x 40  
End Cap for Base Cup  
Angle Bracket - Cast Steel  
Base Cup with Rubber Pad - M12 x 100  
Castor Wheel - PU with Brake



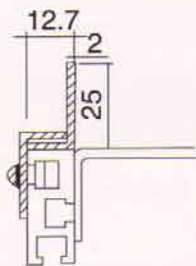
M5 Nut Groove



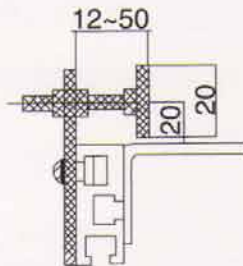
M8 Nut Groove

**ALUMINIUM SIDE FRAME**  
12.5 x 34 x 6000mm

**No.40 ALUMINIUM FRAME**  
40 x 40 x 6000mm



**BMC-L1 SIDE GUIDE**



**BMC-F1 SIDE GUIDE**



**NON-FRICTION TAPE**  
\* 21mm x 20 mtrs  
\* 18mm x 20 mtrs

\* All components supplied including nuts & screws.

\* Flat packing on Drive Unit Complete, Front-End Bed and Intermediate Bed for easy delivery and storage.

Distributor